



4622489.EF
June 2015

Beckman Coulter, Inc.
250 S. Kraemer Blvd., Brea, CA 92821 USA
http://www.beckmancoulter.com/rapids

Highly flammable
R11
S16
S7
Keep away from sources of ignition - No smoking.
Keep container tightly closed.

Hemocult SENA Developer
F:R11
EUROPEAN HAZARD CLASSIFICATION
H225
H303
H318
H319
H335
P223
P243
P280
P302+P352
P310
P370+P378
Highly flammable liquid and vapour.
May be harmful if swallowed.
Causes skin irritation
Causes serious eye damage.
Keep away from heat, hot surfaces, and sparks. No smoking.
Keep container tightly closed.
Take action to prevent static discharge.
Wear protective gloves, protective clothing and eyeface protection.
IF ON SKIN: Wash with plenty of soap and water.
Immediately call a POISON CENTER or doctor/physician.
In case of fire: Use water spray for extinction.
Isopropyl Alcohol 3-6%
Hydrogen Peroxide 3-6%
Ethyl Alcohol 75-85%
Ethyl Paraben 3-5%

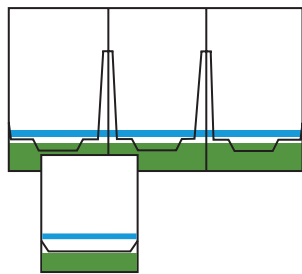
DANGER
GHS HAZARD CLASSIFICATION
Hemocult SENA Developer



Hemocult SENA

Physicians' #1 Choice in Enhanced Fecal Occult Blood Testing

Product Instructions



With On-Slide PERFORMANCE MONITORS Feature

Beckman Coulter, the stylized logo, and Hemocult, Hemocult II, SENA, Gastrocult and Performance Monitors are trademarks of Beckman Coulter, Inc., and are registered in the USPTO.

INTENDED USE

The Hemocult SENA test is a rapid and qualitative method for detecting fecal occult blood which may be indicative of gastrointestinal disease. It is not a test for colorectal cancer or any other specific diseases.

The Hemocult SENA test is recommended for professional use as a diagnostic aid during routine physical examinations, for hospital patients to monitor for gastrointestinal bleeding in patients with iron deficiency anemia or recuperating from surgery, peptic ulcer, ulcerative colitis and other conditions, and in screening programs for colorectal cancer when the Patient Instructions are closely followed.^{1,4, 22}

Serial fecal specimen analysis is recommended when screening asymptomatic patients.^{3,5}

The Hemocult SENA test and other unmodified guaiac tests are not recommended for use with gastric specimens.⁹

SUMMARY AND EXPLANATION OF THE TEST

Van Deen is generally credited with the discovery that gum guaiac, a natural resin extracted from the wood of *Guaiacum officinale* is useful in detecting occult blood.

The Hemocult SENA test more reliably detects abnormal bleeding associated with gastrointestinal disorders than standard guaiac tests. As a result, it will have a higher sensitivity for disease but also a higher false-positive rate among non-diet compliant patients. Hemocult SENA positive test results appear as more stable, intense blue color reactions than the results of other guaiac tests, improving overall readability and precision. As with other guaiac tests, accuracy depends upon the status of the patient at the time the specimen is taken and may be affected by interfering substances.

The Hemocult SENA test, like the Hemocult test, is a simplified and standardized variation of the laboratory guaiac procedure for detection of occult blood. The Hemocult SENA test formulation includes an enhancer which makes the test more sensitive and more readable than other guaiac-based tests. Because the Hemocult SENA test requires only a small fecal specimen, offensive odors are minimized and storage or transport of large fecal specimens is unnecessary.

PRINCIPLES OF THE PROCEDURE

The Hemocult SENA test is based on the oxidation of guaiac by hydrogen peroxide to a blue-colored compound. The heme portion of hemoglobin, if present in the fecal specimen, has peroxidase activity which catalyzes the oxidation of alpha-guaiaconic acid (active component of the guaiac paper) by hydrogen peroxide (active component of the developer) to form a highly conjugated blue quinone compound.⁷

REAGENTS AND MATERIALS

The Hemocult SENA test consists of two main components:

- Hemocult SENA Slides (Test Cards) containing guaiac paper
- Hemocult SENA Developer—a developing solution containing a stabilized mixture of less than 4.2% hydrogen peroxide, 80% denatured ethyl alcohol and enhancer in an aqueous solution.

Hemocult SENA Single Slides are convenient for use when single fecal specimens are tested.

Hemocult II SENA Slides, in cards of three tests, are designed so patients can collect serial specimens at home from bowel movements over three days. After the patient prepares the Hemocult II SENA test, it may be returned in person or by mail (use Hemocult Mailing Pouch) to the laboratory, hospital or medical office for developing and interpretation.

PRECAUTIONS

- For *in vitro* diagnostic use.
- Do not use after expiration date which appears on each test component.
- Because this test is visually read and requires color differentiation, it should not be interpreted by individuals with blue color deficiency (blindness).
- Patient specimens, and all materials that come in contact with them, should be handled as potentially infectious and disposed of using proper precautions.

- **Slides** (blue and green striped) Keep cover flap of slide sealed until ready to use. Protect slides from heat, light, and volatile chemicals (e.g., ammonia, bleach, bromine, iodine, household cleaners). Hemocult SENA slides present no hazard to the user.
- **Developer** (blue and green striped label with blue bottle cap) Hemocult SENA Developer should be protected from heat and the bottle kept tightly capped when not in use. It is flammable and subject to evaporation.
- Hemocult SENA Developer is an irritant. **DO NOT USE IN EYES. AVOID CONTACT WITH SKIN.** Should contact occur, rinse promptly with water and consult a physician.

IMPORTANT: Use Hemocult SENA Developer (blue and green striped label with blue bottle cap) only with Hemocult SENA slides.

Do not interchange Hemocult SENA with Hemocult test reagents, which are identified by yellow and green striped packaging, or with components from any other manufacturer.

STORAGE AND STABILITY

Store product at controlled room temperature (15 to 30°C) in original packaging. Do not refrigerate or freeze. Protect from heat and light. Do not store with volatile chemicals (e.g., ammonia, bleach, bromine, iodine, household cleaners).

The Hemocult SENA Slides and Developer will remain stable until the expiration dates which appear on each slide and developer bottle when stored as recommended.

PATIENT PREPARATION and INSTRUCTIONS

Patients should follow the PATIENT INSTRUCTIONS at least 7 days prior to and continuing through the test period.

PATIENT INSTRUCTIONS

- For accurate test results, apply samples from bowel movements collected on **three different days** to slide.
- Do not collect sample if blood is visible in your stool or urine (e.g., menstruation, active hemorrhoids, urinary tract infection). **Contact your doctor.**
- For the most accurate test results collect each stool sample before contact with the toilet bowl water. You may use any clean, dry container.
- Return completed slides to your doctor or laboratory no later than 10 days after your first sample collection.
- Protect slides from heat, light, and volatile chemicals (e.g., ammonia, bleach, bromine, iodine, household cleaners).
- Remove toilet bowl cleaners from toilet tank and flush twice before proceeding.

Drug Guidelines

- For **seven** days before and during the stool collection period, **avoid** non-steroidal anti-inflammatory drugs such as ibuprofen, naproxen or aspirin (more than one adult aspirin a day).
- Acetaminophen (Tylenol[®]) can be taken as needed.
- For **three** days before and during the stool collection period, **avoid** vitamin C in excess of 250 mg a day from supplements, and citrus fruits and juices.

Diet Guidelines

- For **three** days before and during stool collection period, **avoid** red meats (beef, lamb and liver).
- Eat a well balanced diet including fiber such as bran cereals, fruits and vegetables.

Notes:

1. Please talk to your doctor or pharmacist if you have any questions about medications you take regularly.
2. 100% of RDA of vitamin C for an adult is 60 mg a day.
3. Some iron supplements contain vitamin C in excess of 250 mg.

*Tylenol is a registered trademark of McNeil Consumer Healthcare.

SPECIMEN COLLECTION

The Hemocult SENA test requires only a small fecal specimen. The specimen is applied to the guaiac paper of the Hemocult SENA slide as a **THIN SMEAR** using the applicator stick provided.

Hemocult SENA Slides are best developed no sooner than 3 days after sample application. This allows any fruit and vegetable peroxidases present in the sample to degrade.⁸⁻¹⁰ Slides containing samples may be stored up to 14 days at room temperature (15 to 30°C) before developing.¹⁸

Patients using the Hemocult SENA test should be instructed to return the slides to the physician or laboratory immediately after preparing the last test. **IMPORTANT NOTE:** Current U.S. Postal Regulations prohibit mailing completed slides in standard paper envelopes. Physicians who wish their patients to return slides by mail must instruct them to use only U.S. Postal Service approved mailing pouches.*

Fecal specimens should be collected from bowel movements over three days. To further increase the probability of detecting occult blood, separate samples should be taken from two different sections of each fecal specimen.^{3,5}

INTERFERING SUBSTANCES

In general, patients should be carefully instructed to not ingest foods and vitamins which can cause false-positive or false-negative test results for at least 72 hours before and through the test period.

Substances which can cause false-positive test results:¹¹⁻¹⁴

- Red meat (beef, lamb and liver)
- Aspirin (greater than 325 mg/day) and other non-steroidal anti-inflammatory drugs such as ibuprofen, indomethacin and naproxen
- Corticosteroids, phenylbutazone, reserpine, anticoagulants, antimetabolites, and cancer chemotherapeutic drugs
- Alcohol in excess
- The application of antiseptic preparations containing iodine (povidone/iodine mixture)

Dietary iron supplements **will not** produce false-positive test results with Hemocult SENA¹¹

Acetaminophen is not expected to affect test results.¹⁴

Substances which can cause false-negative test results:¹⁵

- Ascorbic acid (vitamin C) in excess of 250 mg per day
- Excessive amounts of vitamin C enriched foods, citrus fruits and juices
- Iron supplements which contain quantities of vitamin C in excess of 250 mg per day

PROCEDURE

Materials Supplied:

- Hemocult SENA Slides (blue striped)
- Hemocult SENA Developer (blue cap and striped label)***
- Applicator sticks
- Patient envelopes with patient sample collection instructions **
- Mailing Pouch for returning completed slides*
- Collection tissues**
- Hemocult SENA Product Instructions

*Mailing Pouches are included in Hemocult II SENA Dispensapak Plus (Product Number 64130) and may be ordered separately. Refer to PRODUCT INFORMATION section.


** In Dispensapak Plus configuration only.

***Note: Developer is not included in all kit configurations and may be purchased separately (Product Number 64115). Refer to PRODUCT INFORMATION section.

IMPORTANT NOTE: Follow the procedure exactly as outlined. Always develop the test, read the results, interpret them, and decide whether the fecal specimen is positive or negative for occult blood BEFORE developing the Performance Monitors feature. Do not apply developer to the Performance Monitors areas before interpreting test results. Any blue originating from the positive Performance Monitors area should be ignored when reading the sample test results.

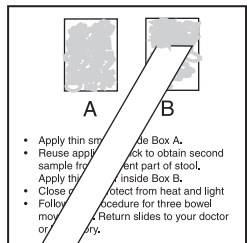
TEST PROCEDURE

Hemocult SENA and Hemocult II SENA



A. Identification

Using a ball-point pen, write patient name, age, address, phone number, sample collection date and physician name on front of slide in space provided.

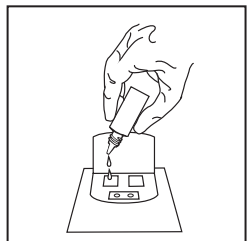


B. Preparing the Test

- Using applicator provided, collect small fecal sample.
- Apply thin smear covering Box A.
- Reuse applicator to obtain second sample from a different part of feces. Apply thin smear covering Box B.
- Close cover flap. Dispose of applicator in waste container.

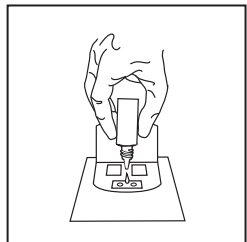
C. Developing the Test

- Slides are best developed no sooner than three days after sample application to allow for degradation of any fruit and vegetable peroxidases that may be present in the fecal sample. However, if immediate testing is required, wait 3 to 5 minutes before developing.
- Open back of slide and apply two drops of Hemocult SENA Developer to guaiac paper directly over each smear.
- **Read results within 60 seconds.** Any trace of blue on or at the edge of the smear is positive for occult blood.



D. Developing the Performance Monitors Feature (Quality Control)

- The Performance Monitors areas must be developed on every slide.
- Apply **one drop** of Hemocult SENA Developer between the positive and negative Performance Monitors areas.
- **Read results within 10 seconds.** If the slide and developer are functional, a blue color will appear in the positive Performance Monitors area and no blue will appear in the negative Performance Monitors area.
- Neither the intensity nor the shade of the blue from the Positive Performance Monitors area should be used as a reference for the appearance of positive test results.
- Any blue originating from the positive Performance Monitors area should be ignored when reading the sample test results.



NOTES

- Follow the procedure exactly as outlined above.
- When preparing slides for immediate testing, wait as directed to allow adequate time for sample to penetrate the test paper before developing.

Occasionally, a light blue discoloration may be noticed on the guaiac test paper. This discoloration does not affect the accuracy or performance of the test when it is developed and interpreted according to the recommended procedure. When developer is added **directly over** the fecal smear on a discolored slide, the blue background color migrates outward. A blue ring forms at the edge of the wetted area, leaving the guaiac paper around the fecal smear off-white in color. Any blue on or at the edge of the smear is positive for occult blood. Proper storage of Hemoccult SENSE Slides will help prevent blue discoloration.

Some specimens have a high bile content which causes the feces to appear green. A distinct green color (no blue), appearing on or at the edge of the smear within 60 seconds after adding Hemoccult SENSE Developer, should be interpreted as negative for occult blood. A blue or blue-green color should be interpreted as positive for occult blood.

PERFORMANCE MONITORS FEATURE (Quality Control)

The function and stability of the slides and developer can be tested using the on-slide Performance Monitors feature. The positive (+) and negative (-) Performance Monitors areas are located under the sample area on the developing side of the slides.

The positive Performance Monitors area contains a hemoglobin derived catalyst which will turn blue within 10 seconds after applying developer. The negative Performance Monitors area contains no such catalyst and should not turn blue after applying developer.

The Performance Monitors feature provides assurance that the guaiac paper and developer are functional. In the unlikely event that the Performance Monitors areas do not react as expected after applying developer, the test results should be regarded as invalid. Should this occur, contact the Technical Marketing Department at 800-877-6242 for assistance.

LIMITATIONS OF PROCEDURE

Bowel lesions, including some polyps and colorectal cancers, may not bleed at all or may bleed intermittently. Also, blood, if present, may not be distributed uniformly in the fecal specimen. Consequently, a test result may be negative even when disease is present.^{3,5}

Conversely, a Hemoccult SENSE test result may be positive on specimens from healthy patients. This may be due to interfering substances in the diet or to medications. It may also be due to low but detectable levels of blood loss, common to both healthy adults and patients with gastrointestinal disease.¹⁶

Therefore, as with any occult blood test, results with the Hemoccult SENSE test cannot be considered conclusive evidence of the presence or absence of gastrointestinal bleeding or pathology. Hemoccult SENSE tests are designed for preliminary screening as an aid to diagnosis. They are not intended to replace other diagnostic procedures such as sigmoidoscopy, colonoscopy, barium enema, or other x-ray studies.

The Hemoccult SENSE test, as well as other unmodified fecal occult blood tests, should not be used to test gastric specimens.⁶ Interfering factors, such as low pH, high drug concentrations, metal ions or plant peroxidase in food, may affect the function of guaiac-based occult blood tests. Gastroccult, available from Beckman Coulter, is specifically designed to detect occult blood in gastric specimens.

Addition of a drop of water (rehydration) to the guaiac test card prior to the addition of the developer increases the sensitivity of the test, but also increases the number of false-positive test results.^{4,10,17} For this reason, **rehydration is not a recommended procedure** for the Hemoccult SENSE test.

EXPECTED RESULTS

In a general screening population of highly compliant asymptomatic individuals, a positivity rate of approximately 3% was obtained; among a similar group of less compliant individuals, a positivity rate of about 7% was observed. The false-positivity rate for colorectal disease was 1 to 3% depending on the population studied.¹⁸

Positivity rates for fecal occult blood tests have been shown to vary in each patient population depending on diet, age, predisposition to colorectal disease, and other factors that may be associated with bleeding gastrointestinal lesions.^{16,19}

PERFORMANCE CHARACTERISTICS

Early detection of colorectal cancer in asymptomatic, average risk individuals is necessary to reduce mortality. The detection of occult blood in stool using Hemoccult SENSE, a more sensitive and readable test than Hemoccult, is a highly effective method for detecting bleeding associated with colorectal cancer.

Clinical studies²⁰ using [⁵¹Cr] chromium - labeled blood cells suggest that a daily blood loss of 2-3 mL (approximately 0.3 mg Hb/gm feces) is the lower limit of blood loss that may be associated with gastrointestinal pathology. Based on in vitro studies in which fecal samples from asymptomatic, normal volunteers were spiked with fresh whole blood, Hemoccult SENSE gave positive test results about 75% of the time at 0.3 mg Hb/gm feces. The positivity rates increased as the equivalent daily blood loss increased. Virtually all Hemoccult SENSE tests were positive at an equivalent daily blood loss equal to or greater than 10 mL.

The specificities of the Hemoccult SENSE test and the Hemoccult test are the same when normal subjects follow the Patient Instructions as recommended. When normal subjects consume large amounts of red meat, the false-positive rate will be higher with the Hemoccult SENSE test. Raw fruits and vegetables in the diet give about the same number of false-positive test results when samples are tested immediately after collection. **To reduce the rate of false-positive tests due to consumption of raw fruits and vegetables, the Hemoccult SENSE test is best developed three days after sample application. This three-day delay allows for degradation of any fruit and vegetable peroxidases that may be present in the fecal sample.**⁸⁻¹⁰

The clinical performance of the Hemoccult SENSE test was compared to the Hemoccult test in multi-site clinical evaluations. The results are shown in Figure 1 and Table 1.¹⁸

Figure 1 illustrates that the Hemoccult SENSE test is more effective than the Hemoccult test in detecting bleeding associated with colorectal cancer and adenomas. The differences in sensitivity between the two tests are statistically significant.^{18, 25}

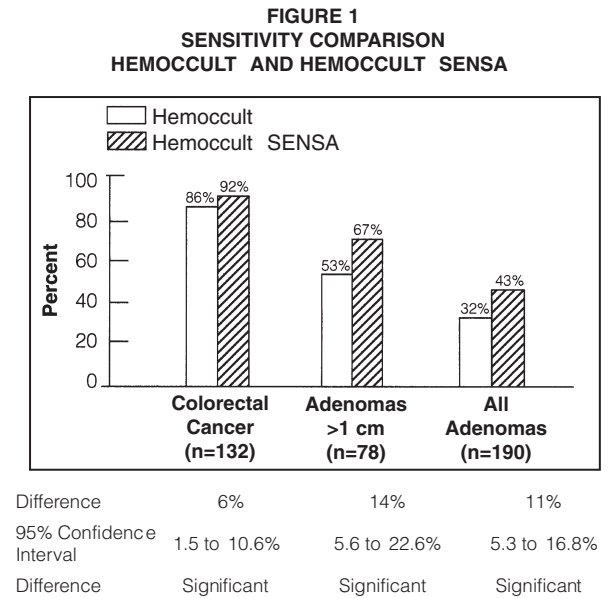


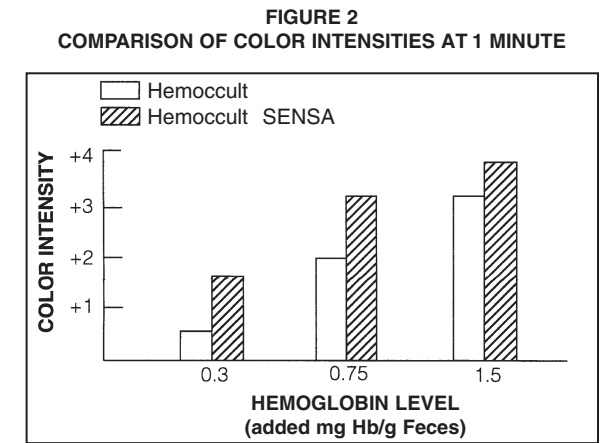
Table 1 summarizes the data comparing the specificity of the Hemoccult SENSE test (96.5%) to that of the Hemoccult test (98%). In an individual study where patients were highly motivated to comply with the restricted diet, the specificity of the Hemoccult SENSE test was the same as the Hemoccult test (99%).^{18, 25}

**TABLE 1
COMPARISON OF SPECIFICITY
Asymptomatic Individuals
Confirmed and Presumed Normals on Restricted Diet**

	Hemoccult	Hemoccult SENSE
No. of Cases Studied	1586	2197
Specificity	98%	96.5%
Difference in Specificity	1.5%	
95% Confidence Interval	0.5 to 2.5%	

The Hemoccult SENSE test is more readable than the Hemoccult test at low but abnormal levels of hemoglobin in feces. Figure 2 compares the color intensity and stability of positive test results from samples containing different levels of added hemoglobin. Experienced and inexperienced readers preferred the more intense, stable blue color of the Hemoccult SENSE test, which made it easier to read a positive test result against the dark sample background. Experienced readers correctly interpreted test results a higher percentage of the time than inexperienced readers, pointing to the benefit of some training in reading guaiac-based fecal occult blood tests.

The reproducibility of test results on positive fecal specimens is improved with Hemoccult SENSE as a result of the increased readability of the test.^{18, 25}



Color Intensity	Description
-	No blue color
+1	Very faint, barely detectable trace of blue
+2	Faint blue color
+3	Distinctly blue color
+4	Intense blue. Wider area of blue color coverage than a score of 3

Prospective, randomized controlled clinical trials extending for up to 18 years have demonstrated that the Hemoccult products are effective in detecting occult blood in stool as an early indication of colorectal cancer. In clinical trials that enrolled over 339,000 individuals, mortality from colorectal cancer was reduced up to 33% when fecal occult blood tests were performed annually²⁷⁻²⁹ and 15-21% when performed biennially.³⁰ The program sensitivity for detecting colorectal cancer was 90% when Hemoccult was repeated annually.³¹⁻³²

BIBLIOGRAPHY

- Winawer, S.J., et al.: "Colorectal cancer screening: Clinical guidelines and rationale," *Gastroenterol.* 112:594-642, 1997.
- Winawer, S.J., et al.: "Prevention of colorectal cancer: Guidelines based on new data," *WHO Bulletin OMS.* 73: 7-10, 1995.
- Ransohoff, D.F. and Lang, C.A., "Clinical guideline: Part I-suggested technique for fecal occult blood testing and interpretation in colorectal cancer screening," *Ann. Intern. Med.* 126:808-810, 1997.
- Ransohoff, D.F. and Lang, C.A., "Clinical Guideline: Part II-screening for colorectal cancer with the fecal occult blood test: A Background Paper," *Ann. Intern. Med.* 126:811-822, 1997.
- Rosenfield, R.E., et al.: "Nonuniform distribution of occult blood in feces," *Am. J. Clin. Path.* 71:204-209, 1979.
- Layne, E.A., et al.: "Insensitivity of guaiac slide tests for detection of blood in gastric juice," *Ann. Intern. Med.* 94:774-776, 1980.
- Kratochvil, J.F., et al.: "Isolation and characterization of alpha guaiaconic acid and the nature of guaiacum blue," *Phytochem.* 10:2529, 1971.
- Rozen, P., et al.: "Eliminating the need for dietary restrictions when using a sensitive guaiac fecal occult blood test," *Dig. Dis. Sci.* 44 (4):756-760, 1999.
- Rozen, P., et al.: "Performance characteristics and comparison of two immunochemical and two guaiac fecal occult blood screening tests for colorectal neoplasia," *Dig. Dis. Sci.* 42 (10):2064-2071, 1997.
- Sinatra, M.A., et al.: "Interference of plant peroxidases with guaiac-based fecal occult blood tests is avoidable," *Clin. Chem.* 45 (1):123-126, 1999.
- Anderson, G.D., et al.: "An investigation into the effects of oral iron supplementation on in vivo Hemoccult stool testing," *Am. J. Gastroenterol.* 85:558-561, 1990.
- Clapp, W.H. "Iodine and occult blood testing," Consultant. 208, April 1984.
- Greenberg, P.D., et al.: "Asymptomatic chronic gastrointestinal blood loss in patients taking aspirin or warfarin for cardiovascular disease," *Am. J. Med.* 100 (6):598-604, 1996.
- Johnson, P.C., "Gastrointestinal consequences of treatment with drugs in elderly patients," *J. Am. Ger. Soc.* 30 (11): S52-S57, 1982.
- Jaffe, R.M., et al.: "False-negative stool occult blood tests caused by ingestion of ascorbic acid (vitamin C)," *Ann. Intern. Med.* 83:824, 1982.
- Young, G.P. and St. John, D.J.B., "Selecting an occult blood test for use as a screening tool for large bowel cancer," in: Rozen, P., ed., *Front. Gastrointest. Res.* Basel, Karger. 18:135-156, 1991.
- Levin, B., et al.: "Screening for colorectal cancer: A comparison of 3 fecal occult blood tests," *Arch. Int. Med.* 157:970-976, 1997.
- Data on file, Product Development department, Beckman Coulter, Inc., Primary Care Diagnostics (formerly SmithKline Diagnostics, Inc.).
- Stanley, A.J. and St. John, D.J.B., "Faecal occult blood test screening for colorectal cancer-What are we waiting for?" *Aust. NZ J. Med.* 29:545-551, 1999.
- Macrae, F.A. and St. John, D.J.B., "Relationship between patterns of bleeding and Hemoccult sensitivity in patients with colorectal cancers or adenomas," *Gastroenterol.* 82:891-898, 1982.
- Greigor, D.H. "Diagnosis of large bowel cancer in the asymptomatic patient," *JAMA.* 201(12):943-945, 1967.
- Greigor, D.H.: "Detection of silent colon cancer in routine examination," *Ca.* 19:330-337, 1969.
- Greigor, D.H.: "Occult blood testing for detection of asymptomatic Colon Cancer," *Cancer.* 28:131-134, 1971.
- Ostrow, J.D., et al.: "Sensitivity and reproducibility of chemical tests for fecal occult blood with an emphasis on false-positive reactions," *Am. J. Dig. Dis.* 18 (11):930-940, 1973.
- Baker, J., et al.: "Readability and sensitivity of two guaiac-based fecal occult blood tests," *Gastroenterol.* 94(5):A5, 1988.
- Rockey, D.C., et al.: "Detection of upper gastrointestinal blood with fecal occult blood tests," *Am. J. Gastroenterol.* 94:344-350, 1999.
- Hardcastle, J.D., et al.: "Randomised controlled trial of faecal-occult-blood screening for colorectal cancer," *Lancet.* 348:1472-1477, 1996.
- Kronborg, O., et al.: "Randomised study of screening for colorectal cancer with faecal-occult-blood test," *Lancet.* 348:1467-1471, 1996.
- Mandel, J.S., et al.: "Reducing mortality from colorectal cancer by screening for fecal occult blood," *N. Eng. J. Med.* 328:1365-1371, 1993
- Mandel, J.S., et al.: "Colorectal cancer mortality: Effectiveness of biennial screening for fecal occult blood," *J. Natl. Cancer Inst.* 91:434-437, 1999.
- Ederer, F., et al.: "Fecal occult blood screening in the Minnesota Study: Role of chance detection of lesions," *J. Natl. Cancer Inst.* 89:1423-1428, 1997.
- Church, T.R., et al.: "Fecal occult blood screening in the Minnesota Study: Sensitivity of the screening test," *J. Natl. Cancer Inst.* 89:1440-1448, 1997.

PRODUCT INFORMATION

All products listed are CLIA Waived.

Product Name	Product No.
Hemoccult SENSE Single Slides (case of 10 boxes) Each box contains: • 100 Slides • 100 Applicator Sticks • Two 15 mL bottles of Hemoccult SENSE Developer	64151
Hemoccult SENSE Single Slides (case) • 1000 Slides • 1000 Applicator Sticks • Twenty 15 mL bottles of Hemoccult SENSE Developer	64152
Hemoccult II SENSE Dispensapak Plus (case of 4 boxes) Each box contains: • 40 Patient Screening Kits • Two 15 mL bottles of Hemoccult SENSE Developer	64130
Hemoccult II SENSE Dispensapak Plus (Phoenix VA) Each box contains: • 40 Patient Screening Kits (case of 4 boxes)	B42462
Hemoccult SENSE Developer (box) • Twenty 15 mL bottles	64115
Hemoccult Single Slides (case of 10 boxes) Each box contains: • 100 Slides • 100 Applicator Sticks • Two 15 mL bottles of Hemoccult Developer	60151
Hemoccult Single Slides (case) • 1000 Slides • 1000 Applicator Sticks • Twenty 15 mL bottles of Hemoccult Developer	60152
Hemoccult II Dispensapak (case of 2 boxes) Each box contains: • 50 Patient Kits (Triple Slide and Applicator Sticks ONLY) • Three 15 mL bottles of Hemoccult Developer	61100
Hemoccult II Dispensapak Plus (case of 4 boxes) Each box contains: • 40 Patient Screening Kits • Two 15 mL bottles of Hemoccult Developer	61130
Hemoccult II (case of 10 boxes) Each box contains: • 34 Triple Slides • 102 Applicator Sticks • Two 15 mL bottles of Hemoccult Developer	61200
Hemoccult Developer (box) • Twenty 15 mL bottles	62115
Hemoccult Mailing Pouches (box) • 100 pouches	62200
Hemoccult Tape (case of 12 boxes) Each box contains: • 2 Tape Dispensers • Two 15 mL bottles of Hemoccult Developer	63202
Gastroccult Test Kit • Gastroccult Test Kit	66040
Gastroccult Test Kit • Six 15 mL bottles	66115
Gastroccult Straw Applicators • 40 Applicators	66140

Also available, 8-1/2 x 11" color guide to test interpretation for Hemoccult SENSE, Hemoccult or Gastroccult .

For more information visit <http://www.beckmancoulter.com/rapids>

For technical assistance call Technical Marketing at 800-877-6242 or e-mail askpcd@beckman.com

To order product, contact your medical supply distributor.

Beckman Coulter, Inc.
250 S. Kraemer Blvd., Brea, CA 92821 USA